

NEW2016

LAMMHULTS



WE WILL ALWAYS BE MODERN, OUR DESIGN ALWAYS ESSENTIAL

NEW 2016

Lammhults, founded in 1945, has a long tradition of high end design furniture and our production facilities are located in Lammhult, Sweden. In 2015, an important project was launched, designed to modernise the facilities. The aim is to increase capacity through investments in latest technology and improvements in production management. Lammhults are delighted to recognise signs of a growing customer base and therefore wish to meet these demands and make our offer even more attractive. The project will be finalized in 2016.

To mark and share with you this milestone in Lammhults history, all photos of our new products have been taken in our new facilities under the period of renovation.

We would be delighted to show you around our new surroundings, but in the meantime we hope you like the photos and of course, our new products!

Soft Welcome To The Modern Office.

APERI

DESIGN JULIA LÄUFER & MARCUS KEICHEL, 2016



THE VISUAL
CHARACTER
OF APERI
UNIFIES
THE DESIGN
FAMILY.

Aperi arrives to the modern office where sitting has evolved to the welcoming touchstones of softness and support. The dynamic office relies more and more on the comforts of home, while the home is often an office. Lifestyle is now workstyle, and Aperi addresses both in balance.

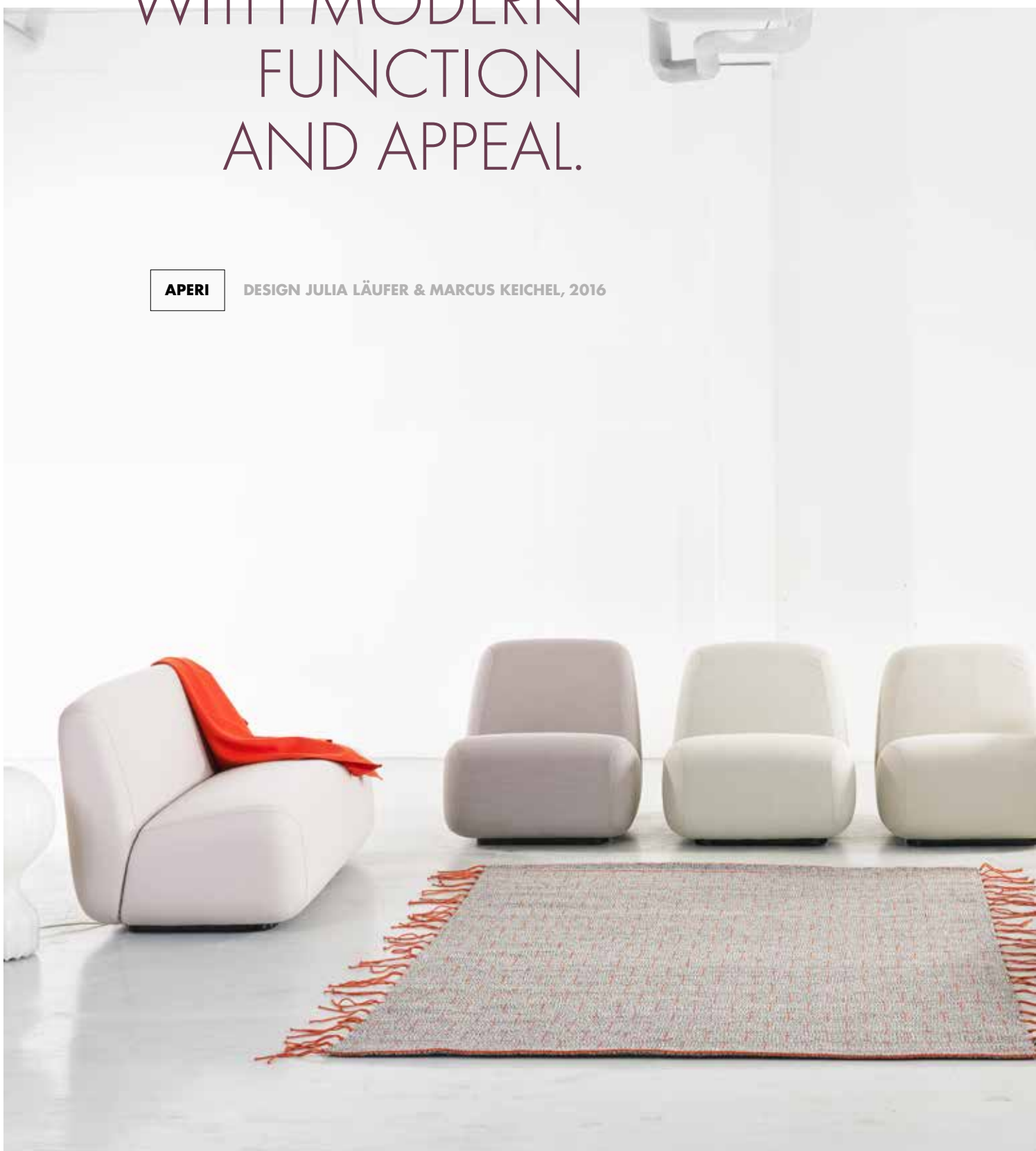
The compact monolithic form of Aperi brings a sense of calm to the work environment. Aperi is available as a single seat chair, as well as two and three seat versions.



APERI IS PURE
COMFORT,
WITH MODERN
FUNCTION
AND APPEAL.

APERI

DESIGN JULIA LÄUFER & MARCUS KEICHEL, 2016





The construction of Aperi is simple and clear. Molded foam and saddle-stitched upholstery conceal a wood frame with nosag springs. A powder-coated metal base features adjustable feet.



Working With Gravity.

ATTACH

DESIGN TROELS GRUM-SCHWENSEN, 2016



A long, minimalist conference table with several blue chairs in a bright, industrial-style room. The table is made of a light-colored material, possibly wood or stone, and has a simple, functional design. The chairs are blue with black seats and silver frames. The room has white walls and a concrete floor. The lighting is bright and even.

DESIGN IN
SERVICE
TO FUNCTION.
GRAVITY IN
SERVICE
TO DESIGN.

The Attach table series brings the simplified principles of basic physics to the function of table construction. Sleek extruded aluminum beams and structural extruded aluminum legs are linked under the table and secured by gravity. Technology marries art in the construction of this impressive new series of tables.

“The goal of Attach is to maximize the degree of freedom for the user,” says Troels Grum-Schwensen, designer of the Attach table series.

IT WILL NOT BE
THE TABLE
THAT SETS THE
LIMITS.





Legs can be positioned or repositioned along the mounting beam to accommodate user numbers and user functions, all with minimal interference under the table. Larger round tables need only three legs; custom extra-length rectangular tables are easy to plan with multiple legs. "It will not be the table that sets the limits." True planning and function freedom.

ATTACH

DESIGN TROELS GRUM-SCHWENSEN, 2016

Attach tops are 22 mm thick MDF, available in laminate, ash veneer, natural or stained, or linoleum. Edge banding in a variety of materials including ash, oak and walnut veneer or plastic in black, white or orange. Customized sizes, shapes and material will be offered. An optional cable housing is also available.




Identity. Flexibility. Diversity.

AREA RADIUS

DESIGN ANYA SEBTON, 2016





Today's work environment places new demands on office furnishings. Rapid adaptability, soft support and open style are all a part of the modern office vocabulary.

Anya Sebton's Area Series modular seating adds to its lively, interesting planning possibilities with the addition of Area Radius, two sets of curved modules – closed radius, in which eight 45 degree modules complete a circle, and open radius, which forms a circle using four 90 degree modules. All Area Radius modules are available in both low and high back versions.

PLAY WITH
COLOUR, SHAPE
AND FORM.



CREATE A
ROOM WITHIN
A ROOM.



The wide range of Area modules now interchange in planning and configuring, allowing endless solutions for any office space.

Reconfiguring is instantaneous thanks to the patented Area magnetic linking device.

Play with colour, shape and form. Build the office configuration that works best for any office activity. Create a room within a room. Surround a column. Create a comfortable waiting area or a casual lounge. Then take it all apart and make a new office configuration. Area responds with consistent style in diversity.

AREA RADIUS

DESIGN ANYA SEBTON, 2016



Vivid Style In Motion.

ADD MOVE

DESIGN ANYA SEBTON, 2016

AN ERGONOMIC, SPACE SAVING
SOLUTION TO THE NEEDS
OF THE FLEXIBLE
MODERN OFFICE.





From its earliest version, Add has been a strong visual element of any interior, a clear case of Function Leading Form in a new direction. First there was the Add Stool, tilted for speed and comfort, then the Add Chair, with its clever back.

And now Add Move, a seating solution that brings comfort and flow with Add efficiency. Add Move is a brilliantly simple, wheeled four-legged chair. Light in weight, with the inherent strength of triangulated steel tubing, Add Move is an ergonomic, space saving solution to the needs of the flexible modern office. With an optional back to improve longer-term seated comfort.

**Add Move is available in two heights: 430 and 630 mm.
Add Move. Identity & Function.**

A TASK CHAIR
WITH A FIVE-STAR SWIV-
EL BASE
FOR CONTEMPORARY
OFFICE TASKS,
OR STOP-AND-GO
GATHERINGS.



Function At New Heights.

ADD WORK

DESIGN ANYA SEBTON, 2016





The Add Seating family now greets the full range of modern office applications with style, precision and ergonomics.

In today's office, traditional organization has given way to movement and lively interchange. Workers connect and collaborate, creating open sets of solutions and effective problem solving. Traditional furniture solutions stand idle while today's workers are on the move.



Add Work is a task chair with a five-star swivel base for contemporary office tasks, or stop-and-go gatherings. The seat angle has been reduced to improve longer term seated comfort. Add Work is available in two heights, 430 and 630 mm. The chair, always on castors, can be ordered with or without the back. The 430 height version has an optional adjustable height mechanism.

ADD

DESIGN ANYA SEBTON, 2014, 2016



THE ADD SEATING FAMILY
NOW GREETES THE FULL RANGE OF
MODERN OFFICE
APPLICATIONS WITH
STYLE, PRECISION
AND ERGONOMICS.





Grade Upgrades.

GRADE

DESIGN JOHANNES FOERSOM & PETER HIORT-LORENZEN, 2014, 2016





GRADE
TOTALITY
CONTINUES
TO IMPROVE THE
SEATING
EXPERIENCE.

Grade totality of shape has been its strong suit from its launch. Now a new fully upholstered version extends Grade's totality to new applications.

Grade has been further improved with new colours for the plastic shell – pistachio, blue-green, dark red, and black-green – bringing the total range of available colours to seven. Grade chairs are available with four-legged frames in steel tubing or molded wood, steel tubing sled base as well as swivel base.

Grade continues its design standards as a single stand-alone design, or as a seating solution for the largest conference, with or without the optional seat pad. A barstool version has also been added to the range, using the standard Grade seat shell. And now a fully upholstered Grade chair.

GRADE TOTALITY OF
SHAPE HAS BEEN
ITS STRONG SUIT
FROM ITS LAUNCH.



GRADE

DESIGN JOHANNES FOERSOM & PETER HIORT-LORENZEN, 2014, 2016



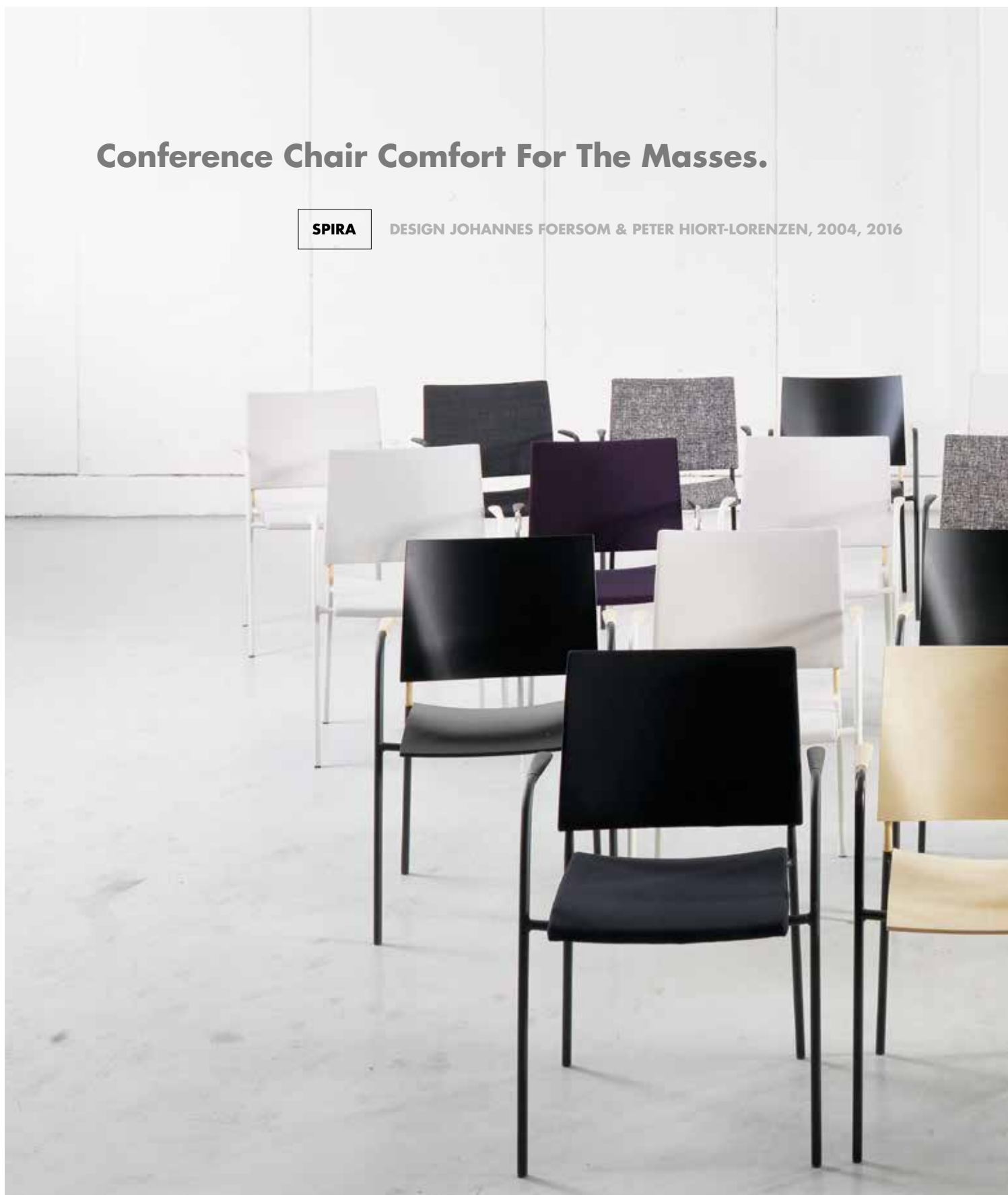




Conference Chair Comfort For The Masses.

SPIRA

DESIGN JOHANNES FOERSOM & PETER HIORT-LORENZEN, 2004, 2016



Launched in 2004, Spira has been a great success for Lamphults. Now, the chair comes with new armrests. And, more importantly - with a 10 year warranty. Spira is all about comfort in a chair for large installations. The designers explain: "Our primary approach was to the issue of comfort. When you want to make a comfortable chair, you also have to make it look comfortable. Of course it is easy to give the illusion of comfort with big soft cushions or upholstery. With Spira, the comfort image is its shape. We knew it had to be an upholstered chair but still

usable as a volume chair, with volume chair features, like linking and stacking."

Spira adds flexibility to its comfort performance. The separate back connects to the seat frame with two spring steel inserts that allow seven degrees of back deflection. Sit in Spira, lean back and relax. The value of Spira is in its clever comfort features in a volume chair and its various versions. Spira is available with or without upholstery, as a chair or armchair, with stackable four leg base, or swivel four-star base with glides or five-star base with casters.

SPIRA
10
YEAR
WARRANTY

We offer
10 year warranty
on all stackable
Spira models.



COMET XL
WEARS ITS PEDIGREE WELL,
NO MATTER HOW IT
IS DRESSED.

Comet At Its Best.

COMET XL

DESIGN GUNILLA ALLARD, 2010, 2016





With the introduction of Comet XL, Lammhults expands the Comet seating series to fit any environment. Comet XL relies on the design strength of the series: the simple distinct form of the one-piece seat shell with its slim silhouette.

Comet XL moves Comet to the executive level, with its higher back and more generous seat width. In the words of Gunilla Allard, "Comet XL is a tailor made suit of the highest quality, masculine or feminine depending on the choice of clothing." The consistent Comet style details carry forward: expressed stitching and lumbar support. Comet XL wears its pedigree well, no matter how it is dressed.

Comet XL is available in either Lounge or Conference versions.

XL Lounge features a powder-coated or chrome-plated four-star swivel-tilt base with memory return and glides. The Conference version features a five-star swivel base with casters in chrome, black or white. XL Conference also is available with an optional gas spring for height adjustment. The Comet XL seat shell is fiber-reinforced resin covered in high-density polyurethane foam and upholstery. A footstool with a four-leg base on glides is also available.

Comet XL. Comfort, Form & Function. At the VIP level. An upgrade for all classes.





Visual And Acoustical Privacy.

PORTUS

DESIGN JOHANNES FOERSOM & PETER HIORT-LORENZEN, 2015, 2016





PORTUS IS A
GRACIOUS
ARCHITECTURAL
FAMILY OF
PRODUCTS WITH
A CLEAR VISUAL
IDENTITY.



Launched in 2015, The Portus seating series offers many possibilities – a stopping point, a meeting point, a relaxing space or a sharing space – all created by the combination of three simple elements: a soft sculptural bench, a shapely back and an ergonomic support cushion. Now also with a decorative pillow with down filling as an option.

The bench comes in three sizes, and can be used in either free-standing or combination mode with back and support elements creating an easy chair, 2 or 3 seater sofa. The bench base, in wood or steel, is a straightforward expression of Nordic simplicity. The curved back surrounds the seat and is available in two heights, assuming a complimentary or a commanding presence in the interior, adding visual and acoustical privacy.





Mix And Match.

CAJAL TABLE

DESIGN GUNILLA ALLARD, 2015



THE DIFFERENT
HEIGHTS ALLOW YOU
TO SETUP THE
TABLES OVERLAPPING
EACH OTHER
CREATING BEAUTIFUL
COMBINATIONS.

A series of small tables in different heights, shapes and materials to complement the Cajal seating series. The thin but strong solid steel frame gives Cajal table an airy expression and comes in chrome or powder coated. The table tops, in several shapes and sizes are available in natural or stained ash veneer or linoleum. The smallest table top is also available in Carrara marble creating an exquisite accent. Mix and match, create the perfect set-up in monochrome or contrast with chrome and veneer. The different heights allow you to setup the tables overlapping each other creating beautiful combinations.



CHAIRS & ARMCHAIRS



ADD MOVE



ADD WORK



ADD



ARCHAL



ATLAS



CAMPUS



CAMPUS AIR



CINEMA SPORT



COMET



COMET SPORT



COMET X



COMET XL



CORTINA



GRADE



PLANKA



RIO



SPIRA



X75-2

EASY CHAIRS & SOFAS



A-LINE



ADDIT



APERI



AREA



AREA RADIUS



CAJAL



CHICAGO



CINEMA



CLUB



COVER



PORTUS



S70-4 S70-5



SAHARA



SAHARA WOOD

BARSTOOLS & STOOLS



ADD



CAMPUS



CAMPUS AIR



COMET SPORT



DEXTER



GRADE



MILLIBAR



MINI



S70-3



TABURETT

TABLES & TROLLEYS



ADD



ARCHAL



ARCHAL T



ARCHAL X



ATTACH



CAJAL



CAMPUS



CAMPUS CAFÉ



CARGO



CHICAGO



CINEMA



COOPER



COOPER HIGH



FUNK



MILLIBAR



QUICKLY



SAHARA WOOD



SATURN




ADD



INFO



S70-12



STAND-BY

ACCESSORIES

MODULAR SEATING



A-LINE



ADDIT



AREA



AREA RADIUS

LAMMHULTS.SE

DESIGN AND PRODUCTION **GRANDPUBLIC** TEXTS BRIAN LUTZ PHOTOGRAPHY FELLE WAHLGREN PRINT VETTERRYCK JANUARY 2016